



JAN 2012

**StrongArm Inc.**

2228 Kenry Way

South San Francisco, CA

94080

(800) 710-8168

(650) 952-7710

Fax: (650)-794-0541

Email: [JVDrills@aol.com](mailto:JVDrills@aol.com)

PROVIDING THE HIGHEST QUALITY  
PRODUCTS TO SAFE AND VAULT  
TECHNICIANS SINCE 1980



## **STRONGARM DRILL BITS**

*PAGE 4*

**Carbide, Diamond Cores, Ball Busters, Endmills and High Speed Bits**



## **STRONGARM MINIVAC®**

*PAGE 7*



## **STRONGARM LEVERBAR RIG**

*PAGE 8*



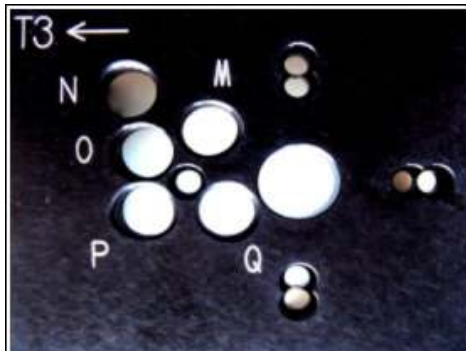
## **STRONGARM VACATTACK®**

*PAGE 9*



## **STRONGARM MINIRIG®**

*PAGE 10*



## **STRONGARM MINIRIG® TEMPLATES AND ACCESSORIES**

*PAGE 11*



# StrongArm Safe Cracker Drill Bits

**STRONGER CARBIDE** — Specially formulated micro-grain titanium tungsten carbide tips diamond ground razor sharp with unique tip geometry.

**STRONGER BRAZING** — Ultra high temperature copper braze adds strength and reduces tip failure from over heating.

**STRONGER SHANK** — High grade, chrome-moly steel shanks, tempered for extra durability.

**StrongArm** — The industry's most popular drill designed and manufactured specifically for drilling safes.

#183	1/8 x 3	\$ 6.00	#385	3/8 x 5	\$ 8.50
#186	1/8 x 6	\$ 6.50	#388	3/8 x 8	\$ 9.25
#364	3/16 x 4	\$ 6.25	#3812	3/8 x 12	\$14.25
#366	3/16 x 6	\$ 6.50	#3818	3/8 x 18	\$16.25
#3612	3/16 x 12	\$ 9.25	#3824	3/8 x 24	\$19.25
#144	1/4 x 4	\$ 6.50			
#146	1/4 x 6	\$ 7.25	#126	1/2 x 6	\$10.50
#1412	1/2 x 12	\$12.25	#128	1/2 x 8	\$11.75
			#1212	1/2 x 12	\$15.25
#565	5/16 x 5	\$ 7.50	#1218	1/2 x 18	\$19.25
#568	5/16 x 8	\$ 8.25	#1224	1/2 x 24	\$21.25
#5612	5/16 x 12	\$13.25			
#5618	5/16 x 18	\$14.75			
#5624	5/16 x 24	\$19.25			

## NEW StrongArm Blacks

We have added a new carbide tipped, safe drill bit with negative rake tip geometry to the StrongArm line of safe drill bits. The StrongArm Black is not a replacement for the original StrongArm, but it is designed to provide options for your drilling arsenal.

#SB144      1/4 x 4      \$ 6.50

#SB146      1/4 x 6      \$ 7.25



# Diamond Cores, Ball Busters, End Mills, Core Cutters

## Diamond Core

Diamond Tip GSA Core Drill Bits: The cost effective, easy way to drill GSA carbide matrix hard-plate, Relsom, Maxalloy, etc. Additional aerospace lubricant is provided with each drill.



#DC4	1/4 x 6	\$30.00
#DC412	1/4 x 12	\$35.00
#DC5	5/16 x 6	\$35.00
#DC512	5/16 x 12	\$40.00
#DC3	3/8 x 6	\$40.00
#DC312	3/8 x 6	\$45.00

## Core Cutter

After drilling carbide matrix with Diamond Core Drills, cut the mild steel casing on Relsom and Maxalloy to remove the core.



#CC4	1/4 x 6	\$25.00
#CC5	5/16 x 6	\$25.00
#CC3	3/8 x 6	\$25.00

## Ball Buster

Solid carbide drill specially designed to penetrate through or between ball bearings in safe barriers quick and easy. One Ball Buster can drill several holes.



#BB4	1/4 x 6	\$40.00
#BB5	5/16 x 6	\$45.00

## End Mills

Solid carbide 6" long, with special 1/2" flute and tip for drilling and side cutting.



#EM4	1/4 x 6	\$40.00
#EM5	5/16 x 6	\$45.00
#EM3	3/8 x 6	\$50.00



# Thunder Bits, LongArm Bits

## Thunder Bits

We now have the very high quality, High Speed Steel Thunder Bits in stock. The slight oversize for 1/4, 5/16 & 3/8 in the mild steel hole helps remove the shavings so that carbide drills run cooler, with less side friction and last longer. The special safe drilling sizes also provide clearance for carbide tip drills and diamond core drills.

#HST932	9/32 x 4-1/4"	\$ 5.75
#HST1132	11/32 x 4-3/4"	\$ 7.25
#HST1332	13/32 x 5-1/4"	\$ 9.50

## LongArm Bits

#LA1412	1/4 x 12"	\$12.00
#LA1418	1/4 x 18"	\$14.00
#LA1424	1/4 x 24"	\$17.00
#LA5612	5/16 x 12"	\$16.00
#LA5618	5/16 x 18"	\$20.00
#LA5624	5/16 x 24"	\$24.00
#LA3812	3/8 x 12"	\$17.00
#LA3818	3/8 x 18"	\$22.00
#LA3824	3/8 x 24"	\$25.00





# StrongArm MiniVac®

The new light-weight MiniVac® quickly attaches the MiniRig®, Bullet or Lever Bar drill rigs to safes and vaults. The MiniVac® holds to most textured and smooth safe finishes with a few pushes on the thumb pump (no electric vacuum pump necessary).

The nine-inch soft rubber pad protects the safe's paint, and an adjustable leveling arm maximizes the holding power and provides drilling stability. A built-in indicator signals when additional pumping is needed. If desired, an optional quick-connect air hose fitting accommodates an electric vacuum pump for constant and increased holding power.



<b>MiniVac® in molded plastic case</b>	<b>\$ 399.00</b>
<b>Additional pump adapter</b>	<b>\$ 60.00</b>





# StrongArm Lever Bar Rig



**Lever Bar Rig and Case:**

**Fully Adjustable and versatile. With Metabo SBE750  
1/2" 2-speed hammer drill, max 3000 RPM, 6.2 amp.**

**#LBR**

**\$ 625.00**

**StrongArm Lever Bar Rig in action:**

**Ken Foo makes easy work of this vault door with his  
Lever Bar Rig.**








# StrongArm VacAttack® and Extender



The VacAttack® is the ultimate drill rig for high security safes and vaults. Super strong vacuum power attaches the rig on stainless steel, concrete, wrinkle painted safes or almost any flat surface. You can attach the VacAttack® where a magnetic press won't hold or other type rigs are not practical and accommodates a wide range of drill motors. The compact and lightweight design provides incredible holding power, fast set up, versatility and accurate drilling. The VacAttack® includes a specially designed 115 volt 28hg dual stage vacuum pump and hose with a 10x14 inch vacuum pad and rack and pinion drill press all in a heavy duty case.

The drill press attaches on the long or short side of the pad and is quickly removable for working in the hole or using a scope without removing the pad. The tri spoke handle is interchangeable for right or left side operation. A quick release on the pad allows for easy adjustment and a safety check valve maintains vacuum in the event of a power loss. The lightweight, strong and versatile VacPad® can also be used with MiniRig® or Lever Bar Rig. An optional mounting plate lets you use the drill press in a service vehicle or on a bench.



#VA	VacAttack®	\$ 1899.00
#VE	VacExtender	\$ 225.00



## StrongArm MiniRig®

Versatile, fast set up. Precise depth control and accuracy makes safe drilling easy and more profitable. Innovative design, quality construction. The rig weighs only 3 lbs. but supplies drilling pressure not possible with heavy, cumbersome magnetic drill rigs. The compact design allows the rig to fit where others won't. A non-slip triangular shaft accommodates the 3/8" or 1/2" drill motor of your choice. Multiple attaching options provide versatility. Included drill point templates attach to dial ring screws and position the rig for quickly and accurately for drilling into safe locks. For drilling outside the lock area, you can mount it with the Hollow Bore Bolt. The bit goes through the hollow bolt, and drills into the safe leaving only one hole for easy repair. You can also mount the rig with two self-tapping screws. Quick Disconnect design allows you to remove and replace the MiniRig® in seconds from all mounting options. This exclusive design provides unobstructed access for a scope, inspecting the hole, or change bits. The Pro Kit includes: The MiniRig® and 2 Templates for drilling S&G, Mosler, LaGard and Diebold mechanical locks, the Universal Dial Puller, plus a fitted custom case and it all weighs less than 10 pounds. Best of all, it can pay for itself in one or two openings!

#MRP      \$ 850.00





# MiniRig® Templates and Uni-Temp



**BLANK** - Customize your own templates for the Mini-Rig®! The blank template includes the spindle and dial-ring mounting screw holes only. Just drill and tap a hole to produce custom templates.

**T3 LaGard Electronic Locks** - This template Includes drill points for the side bar, relocker and solenoid for the 3600, 33E, 99E and the LG basic.

**T4 Kaba Mas Locks** - This template has drill points for the Kaba Mas, Auditcon, Cencon, B52 and X-07, X-08, and X-09 locks.

**T5 Floor Safes** - This template has drill points for Star, Gary C&E Rate, and Major floor safes.

**T7 Multiple Locks** - This template has drill points for the Ilco 505, Amsec ESL 10/20, S&G 6120. Also has optional drill points for LG 3330, Kaba-Mas B52, plus Mosler.

#BT	Blank template	\$ 40.00
#T3	LaGard Electronic Locks template	\$ 65.00
#T4	T4 Kaba Mas Locks template	\$ 65.00
#T5	T5 Floor Safes	\$ 65.00




#UNI-1 \$ 225.00

The Universal Template attaches to the safe's dial ring mounting screw holes for safe drilling with the MiniRig®. Uni-Temp uses an X-Y axis system with ruler scales and an index to allow you to set specific up, down, left and right measurements from the spindle hole center. Set-up is very fast. Lock in your setting, attach the Mini-Rig® and start drilling. The MiniRig® quickly removes from the Uni-Temp for bit changes and hole inspections without readjusting. An additional mounting provision allows Uni-Temp to be mounted anywhere on a safe or vault, not just the dial ring screw holes. You can now use your favorite drill points on all types of locks with the MiniRig® and Uni-Temp.



# StrongArm Accessories



GSA MiniRig® Bolt Saw Guide attaches to MiniRig to GSA drawer.

**#BSG \$ 95.00**



Carbide grit 1.5" hole saw specially designed for cutting hardened bolts.

**#CHS \$ 30.00**



Bi-Metal hole saw for cutting mild steel.

**#BHS \$ 13.00**



3/8" quick change arbor for 1/4" drill.

**#A38 \$ 18.50**



The one tool for pulling or drilling and pressing off safe dials.

**#UDP \$ 95.00**




Steel stick contains real steel and hardens in about 20 minutes! Use by itself or in conjunction with ball bearings or taper pins for an even stronger repair.

**#SS \$ 9.00**





# StrongArm in Action





# Strong Arm, Inc.

2 2 2 8 K e n r y W a y  
S o . S a n F r a n c i s c o , C A 9 4 0 8 0  
8 0 0 - 7 1 0 - 8 1 6 8 / 6 5 0 - 9 5 2 - 7 7 1  
F a x : 6 5 0 - 7 9 4 - 0 5 4 1

## Order Form

Item #	Description	Quantity	Price	Subtotal
_____	_____	_____	_____	_____
_____	_____	_____	_____	_____
_____	_____	_____	_____	_____
_____	_____	_____	_____	_____

Order total: \_\_\_\_\_  
Tax: \_\_\_\_\_  
Shipping: \_\_\_\_\_  
Total: \_\_\_\_\_

Name \_\_\_\_\_

Address \_\_\_\_\_

Telephone \_\_\_\_\_

### Method of Payment

Check       Bill Me       Credit Card

Credit Card # \_\_\_\_\_ Exp. date \_\_\_\_\_

Signature \_\_\_\_\_